

## HMI with 4.3" TFT Display



### Features

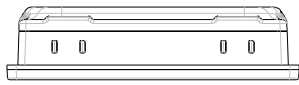
- 4.3" 480 x 272 TFT LCD, LED Backlight
- Slim design
- Fan-less Cooling System
- COM1 and COM3 RS-485 2W support MPI 187.5K, please use one at a time\*
- PCB coating process ensures high reliability to resist from corrosion in harsh environment
- Built-in Power Isolator
- NEMA4 / IP65 Compliant Front Panel

|                      |                                 |  |
|----------------------|---------------------------------|--|
| <b>Display</b>       | Display                         | 4.3" TFT   |
|                      | Resolution                      | 480 x 272  |
|                      | Brightness (cd/m <sup>2</sup> ) | 400  |
|                      | Contrast Ratio                  | 500:1  |
|                      | Backlight Type                  | LED  |
|                      | Backlight Life Time             | >30,000 hrs.   |
|                      | Colors                          | 16.7M  |
|                      | LCD Viewing Angle (T/B/L/R)     | 50/70/70/70  |
|                      | Pixel Pitch (mm)                | 0.198(H)x0.198(V)  |
| <b>Touch Panel</b>   | Type                            | 4-wire Resistive Type  |
|                      | Accuracy                        | Active Area Length(X)±2%, Width(Y)±2%                                |
| <b>Memory</b>        | Flash                           | 128 MB   |
|                      | RAM                             | 128 MB   |
| <b>Processor</b>     |                                 | 32-bit RISC 600MHz   |
| <b>I/O Port</b>      | SD Card Slot                    | N/A  |
|                      | USB Host                        | USB 2.0 x 1  |
|                      | USB Client                      | N/A  |
|                      | Ethernet                        | 10/100 Base-T x 1  |
|                      | COM Port                        | COM1: RS-232/RS-485 2W/4W,<br>COM3: RS-485 2W                        |
| <b>RTC</b>           |                                 | Built-in   |
| <b>Power</b>         | Input Power                     | 22 ~ 28VDC   |
|                      | Power Isolation                 | Built-in   |
|                      | Power Consumption               | 450mA@24VDC  |
|                      | Voltage Resistance              | 500VAC (1 min.)  |
|                      | Isolation Resistance            | Exceed 50MΩ at 500VDC  |
|                      | Vibration Endurance             | 10 to 25Hz (X, Y, Z direction 2G 30 minutes)                         |
| <b>Specification</b> | PCB Coating                     | Yes  |
|                      | Enclosure                       | Plastic  |
|                      | Dimensions WxHxD                | 128 x 102 x 32 mm  |
|                      | Panel Cutout                    | 119 x 93 mm  |
|                      | Weight                          | Approx. 0.25 kg  |
|                      | Mount                           | Panel mount  |
| <b>Environment</b>   | Protection Structure            | UL Type 4X (indoor use only) / NEMA4 / IP65<br>Compliant Front Panel |
|                      | Storage Temperature             | -20° ~ 60°C (-4° ~ 140°F)  |
|                      | Operating Temperature           | 0° ~ 45°C (32° ~ 113°F)*   |
|                      | Relative Humidity               | 10% ~ 90% (non-condensing)   |
| <b>Certificate</b>   | CE                              | CE marked  |
|                      | UL                              | cULus Listed   |
| <b>Software</b>      | EasyBuilder Pro                 | V6.06.02 or later versions   |
|                      | Weincloud                       | EasyAccess 2.0 (Optional)  |

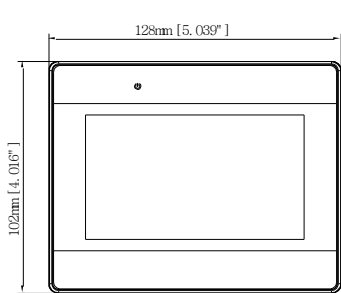
\* For products with serial number 2211\*\*\*\*\* or later, the minimum software requirement for MPI: EasyBuilder Pro V6.07.01.

\* Operating temperature is 0° ~ 50°C (32° ~ 122°F) for use in installation without UL requirement.

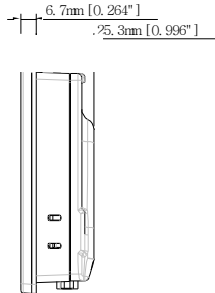
## Dimensions Drawing



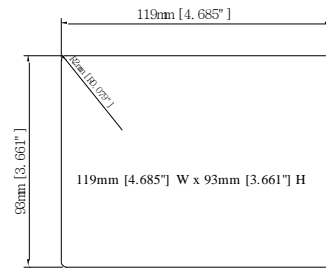
**Top View**



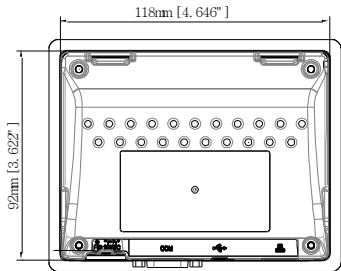
**Front View**



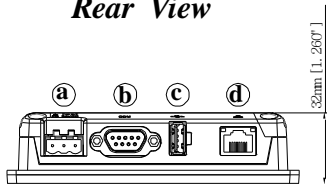
**Side View**



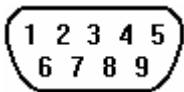
**Cutout Dimensions**



**Rear View**



**Bottom View**



Pin assignment of the 9 Pin, Male, D-sub  
 COM1: RS-232/RS-485 2W/4W  
 COM3: RS-485 2W

| PIN# | COM1 [RS485] |       | COM1 [RS232] 2W | COM3 [RS485] 2W |
|------|--------------|-------|-----------------|-----------------|
|      | 4W           | 2W    |                 |                 |
| 1    | Rx-          | Data- |                 |                 |
| 2    | Rx+          | Data+ |                 |                 |
| 3    | Tx-          |       |                 |                 |
| 4    | TX+          |       |                 |                 |
| 5    | GND          |       |                 |                 |
| 6    |              |       | TxD             |                 |
| 7    |              |       |                 | Data-           |
| 8    |              |       |                 | Data+           |
| 9    |              |       | RxD             |                 |

|    |  |
|----|--|
| a. | Power Connector                              |
| b. | COM1: RS-232/RS-485 2W/4W<br>COM3: RS-485 2W |
| c. | USB Host Port                                |
| d. | Ethernet Port                                |

### Ordering Information

- MT8051iE:**  
 4.3" TFT LCD HMI, 128 MB flash memory / 128 MB DDR RAM on board.
- Optional:
  - RZACEA020:** EasyAccess 2.0 Activation Card